

Atlas Copco

Oil-injected Rotary Screw Compressors



GA 15-22/GA 11+-30/GA 15-30 VSD

11-30 kW/15-40 hp



Atlas Copco



Total capability, total responsibility

Right at the heart of your business, Atlas Copco delivers quality compressed air for superior operational capacity. From compressed air generation to point of use, you can choose from our wide range of products to create a complete compressed air system tailored to your specific needs. All Atlas Copco products are engineered to integrate seamlessly, ensuring the highest level of reliability and energy efficiency. As a result, Atlas Copco can take full responsibility for your compressed air infrastructure with a guarantee of best-in-class quality. With a global presence in over 150 countries, we can provide an unrivaled service to maintain and continually improve your compressed air system performance.

Backed by 100 years at the forefront of compressed air, Atlas Copco products offer the finest quality and efficiency. Our goal is to be First in Mind—First in Choice®. That is why Atlas Copco's pursuit of innovation never ceases, driven by the dedication to meet and exceed your demands. Always working with you, we are committed to providing the customized air solution that is the driving force behind your business.

We are committed to your superior productivity through interaction and innovation.

A smart solution that fits

Atlas Copco's GA compressors bring you outstanding performance, flexible operation and the highest productivity, while minimizing the total cost of ownership. With a choice of three premium compressor series – GA 15-22, GA 11+30 and GA 15-30 VSD – you will certainly find the compressed air solution that perfectly matches your requirements. Built to perform even in the harshest environments, our products keep your production running smoothly.



GA 15-22: COMPACT ECONOMICAL COMPRESSORS

By far the most reliable tank-mounted workshop solution that supplies high-quality compressed air with easy plug-and-play concept.

- Premium GA quality and improved serviceability at the lowest initial investment.
- Good-quality, dry air thanks to the integrated dryer.
- Total control and assured efficiency with the new Elektronikon® controller.

GA 11+30: INDUSTRY-LEADING PERFORMERS

Offering best-in-class performance and total reliability, our products answer your advanced needs.

- Industry-leading Free Air Delivery.
- The lowest power consumption and noise emission in the industry.
- Excellent-quality, dry air thanks to the new, integrated dryer range.
- Easy monitoring and maintenance thanks to the new Elektronikon® graphic controller with high-definition color display.



GA 15-30 VSD: ULTIMATE ENERGY SAVERS

Minimized energy consumption for the most demanding applications, making major energy savings a reality.

- Average energy savings of 35%.
- Advanced Variable Speed Drive technology.
- Flexible pressure selection: 4-13 bar.
- Excellent-quality, dry air at the lowest energy cost thanks to the new, integrated dryer range. With optional Dryer Saver Cycle, the GA 15-30 VSD saves 60% of the electricity needed for the dryer.
- Easy monitoring and maintenance thanks to the new Elektronikon® graphic controller with high-definition color display.



GA 15-22: compact economical compressors

Set to tackle your daily challenges, Atlas Copco's high-performance tank-mounted GA compressors beat any workshop solution. Ready to supply high-quality air, they keep your air network clean and your production up and running.



BUILT TO LAST

- The GA 15-22 range is outfitted with the most used screw element in its size.
- Unequaled reliability during the system's lifetime thanks to the gear-driven drive train, developed in accordance with the highest industry standards.
- Maximized reliability thanks to the robust design and the usage of advanced development software.



PROTECTING YOUR PRODUCTION

- Monitor your machines from a distance, using a simple Ethernet connection, thanks to the new Elektronikon® with a built-in server.
- Protection from oil contamination: extremely low oil carry-over thanks to the vertical design of the oil vessel.
- Protecting downstream air equipment in all working conditions: the integrated dryer avoids condensation and corrosion in the network. Add optional filters to obtain air quality up to class 1 level (<0.01 ppm).
- Standard included water-separator.



1 Drive train



2 Dryer



3 Cooling fan



4 Standard Elektronikon® controller



5 Oil separator & oil filter



6 Vessel



REDUCED ENERGY COSTS

- The GA 15-22's compression element is combined with a class 1 efficiency motor.
- A 2-3% higher efficiency with the direct-driven drive train compared to belt-driven systems.
- Extremely low losses of compressed air during load/unload cycle thanks to minimized oil vessel size.
- Additional energy savings with the dryer's no-loss electronic drain.



EFFORTLESS MAINTENANCE

- The Elektronikon®'s monitoring features include new service and warning indications, error detection and compressor shut-down. The optional Elektronikon® graphic controller provides further enhanced remote monitoring features and service time indications.
- Maximized production uptime: the gear-driven drive train reduces the need for maintenance (as opposed to belt-driven systems).
- Minimize your service costs by using high-quality and easily replaceable consumables with a long lifetime.



EASY INSTALLATION

- A true plug-and-play solution, the GA 15-22 is an ideal machine for installation companies and OEMs. Optionally, the system can be expanded with an integrated dryer, air filters, and a factory-mounted 500L receiver.
- Easy transportation by forklift.
- The units can be placed with one side against a wall, and flexibility of installation is ensured thanks to a remarkably compact footprint.

GA 11⁺-30: industry-leading performers

Re-engineered to break records, the industrial GA 11⁺-30 compressors have the best air delivery capacity in the industry. These all-in-one solutions provide high-quality air at the lowest possible operating costs and offer extended monitoring possibilities. As they produce little noise, they can be placed close to the point of use, minimizing installation costs and maximizing energy efficiency.



BUILT TO LAST

- More durable keyboard on the Elektronikon[®] graphic controller.
- Completely protected against dirt, the gearbox's maintenance-free transmission maximizes reliability in any environment. To avoid improper re-lubrication, the motor and drive train are greased for life.
- Reduced cubicle temperature doubles the lifetime of the electrical components and keeps the unit up and running even in the harshest conditions (up to 46°C).



PROTECTING YOUR PRODUCTION

- A wide range of monitoring possibilities and the advantage of remotely monitoring your machines with the advanced Elektronikon[®] graphic controller which features a 3.5-inch high-definition color display with clear pictograms.
- Water separation of nearly 100% in all conditions with the standard electronic no-loss drain in combination with the integrated water separator in the aftercooler.
- Get excellence in quality air on your GA⁺: the integrated dryer can be outfitted with optional DD and PD filters, resulting in oil carry-over as low as 0.01 ppm.



1 Drive train



2 Cooling fan



3 Elektronikon[®] graphic controller



4 Oil separator & oil filter



5 Electrical cubicle



6 Dryer



REDUCED ENERGY COSTS

- The Free Air Delivery is increased by 6-17% and power consumption is reduced by 3-12% thanks to packaging and new compressor element.
- Minimize the energy required to reach a certain air quality thanks to the new, integrated dryer range with counterflow heat exchanger and integrated water separator, and the optional Dryer Saver Cycle.
- Recuperate up to 80% of your energy for other industrial applications with the optional energy recovery system.
- Centralized control over up to 6 compressors via Elektronikon®: results in the reduction of system pressure and energy consumption.
- Optional fan Saver Cycle, reducing energy consumption.



EFFORTLESS MAINTENANCE

- The high-tech Elektronikon® graphic controller's monitoring features include: warning indications, compressor shut-down, maintenance scheduling and a visualization of your machines' conditions.
- The complete drive train is greased for life, which eliminates the need for maintenance.
- The use of high-quality consumables that have a long lifetime (up to 8,000 hours) and can be easily serviced.



EASY INSTALLATION

- Can be placed close to the point of use – minimizing your installation costs and reducing the risk of air leakage – thanks to a further reduced noise level (63-68 db(A)).
- Avoid damage caused by the incorrect connection of the electrical wires with the electrical cubicle's standard phase sequence relay.
- A wide range of factory-mounted options to customize the GA+ to your specific needs: air and condensation treatment, special protection, communication features.
- More and easier installation possibilities thanks to the standard design for the 46°C ambient temperatures version.

GA 15-30 VSD: ultimate energy savers

The GA 15-30 VSD are the ideal solutions for a production with a fluctuating air demand. By monitoring the outlet pressure, the Variable Speed Drive (VSD) technology continuously adjusts the air flow to the demand. Energy savings above 35% become a reality thanks to the high turndown ratio, the eliminated vessel blow-off and the new fan Saver Cycle.



BUILT TO LAST

- More durable keyboard on the Elektronikon® graphic controller.
- Completely protected against dirt, the gearbox's maintenance-free transmission maximizes reliability in any environment.
- To minimize sensitivity to dust and increase the reliability of the complete machine, the new-generation VSD has an optimized cooling flow.



PROTECTING YOUR PRODUCTION

- A wide range of monitoring possibilities and the advantage of remotely monitoring your machines with the advanced Elektronikon® graphic controller which features a 3.5-inch high-definition color display with clear pictograms.
- Water separation of nearly 100% in all conditions with the standard electronic no-loss drain in combination with the integrated water separator in the aftercooler.
- Get excellence in quality air on your GA VSD: the integrated dryer can be outfitted with optional DD and PD filters, resulting in oil carry-over as low as 0.01 ppm.



REDUCED ENERGY COSTS

- An average of more than 35% energy savings compared to a load/unload cycle thanks to the combination of VSD technology with the advanced compressor algorithms in the Elektronikon® graphic controller.
- The Free Air Delivery is increased by 10-24% and power consumption is reduced by 6-8% thanks to packaging and new compressor element.
- Minimize the energy required to reach a certain air quality thanks to the new, integrated dryer range with counterflow heat exchanger and integrated water separator, and the optional Dryer Saver Cycle.
- Possibility of centralized control over up to 6 compressors without the need for an external control system.
- Recuperate up to 80% of your energy for other industrial applications with the optional energy recovery system.
- Standard with new fan Saver Cycle, optimizing oil temperature and saving up to 7% extra.





EFFORTLESS MAINTENANCE

- The high-tech Elektronikon® graphic controller's monitoring features include: warning indications, compressor shut-down, maintenance scheduling and a visualization of your machines' conditions.
- The complete drive train is greased for life, which eliminates the need for maintenance.
- As it is a modular system, the VSD drive makes diagnostics and repairs fast and easy.
- The use of high-quality consumables that have a long lifetime (up to 8,000 hours) and can be easily serviced.



EASY INSTALLATION

- Can be placed close to the point of use – minimizing your installation costs and reducing the risk of air leakage – thanks to a further reduced noise level (63-68 db(A)).
- Easy to install thanks to the reduced footprint and optimized positioning of the grating.
- A wide range of factory-mounted options to customize the GA VSD to your specific needs: air and condensation treatment, special protection, communication features.
- New VSD technology with standard reduced harmonic distortion.



1 Drive train



2 Cooling fan



3 Elektronikon® graphic controller



4 Oil separator & oil filter



5 VSD cubicle



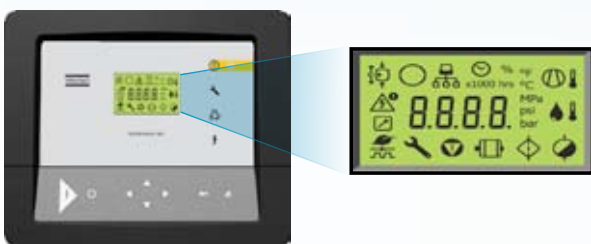
6 Dryer

A step ahead in monitoring and controls

The next-generation Elektronikon® operating system offers a great variety of control and monitoring features that allow you to increase your compressor's efficiency and reliability. To maximize energy efficiency, the Elektronikon® controls the main drive motor and regulates system pressure within a predefined and narrow pressure band.

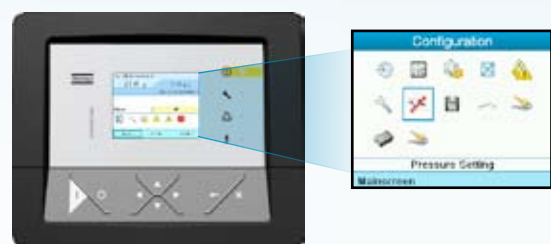
GA 15-22: ELEKTRONIKON® CONTROLLER

- Improved ease of use: intuitive navigation system with clear pictograms and extra 4th LED indicator for service.
- Visualization through web browser using a simple Ethernet connection.
- Easily upgradeable.
- Increased reliability: more durable keyboard.
- Automatic restart after voltage failure.
- Dual pressure set point.
- Delayed Second Stop function.
- Option to upgrade to the advanced Elektronikon® graphic controller.



GA 11+30 & GA 15-30 VSD: ADVANCED ELEKTRONIKON® GRAPHIC CONTROLLER

- Improved user-friendliness: 3.5-inch high-definition color display with clear pictograms and extra 4th LED indicator for service.
- Internet-based compressor visualization using a simple Ethernet connection.
- Increased reliability: new, user-friendly, multilingual user interface and durable keyboard.
- Automatic restart after voltage failure.
- More flexibility: four different week-schedules that can be programmed for a period of 10 consecutive weeks.
- On-screen Delayed Second Stop function and VSD savings indication.
- Graphical indication Serviceplan.
- Remote control and connectivity functions.
- Software upgrade available to control up to 6 compressors by installing the optional integrated compressor controller.



Monitor your compressors over the Internet with the new Elektronikon® controllers. Monitoring features include warning indications, compressor shut-down and maintenance scheduling.

OPTIONAL INTEGRATED COMPRESSOR CONTROLLER

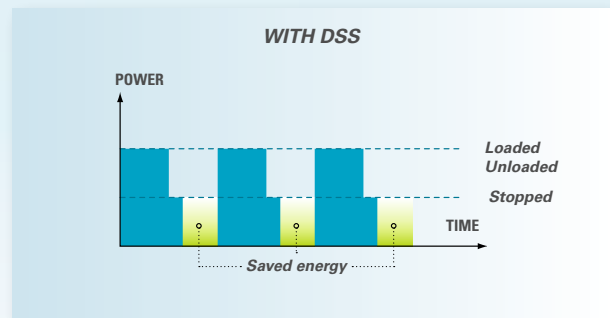
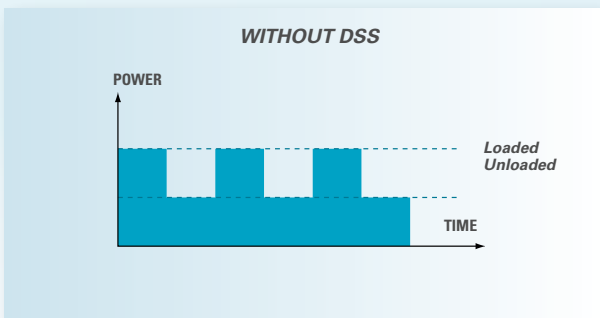
Install, with a simple license, the optional integrated compressor controller and get simple, central control to reduce system pressure and energy consumption in installations of up to 4 (ES4i) or 6 (ES6i) VSD compressors.



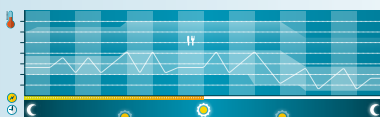
DUAL PRESSURE SET POINT & DELAYED SECOND STOP

Most production processes create fluctuating levels of demand which, in turn, can create energy waste in low use periods. Using either the standard or graphic Elektronikon® controller, you can manually or automatically create two different system pressure bands to optimize energy use and reduce costs at low

use times. In addition, the sophisticated Delayed Second Stop (DSS) runs the drive motor only when needed. As the desired system pressure is maintained while the drive motor's run time is minimized, energy consumption is kept at a minimum.



SAVER CYCLE



Saver Cycle technology reduces the energy consumption of the integrated refrigerant dryers and the fan in light load applications. Using an ambient sensor to monitor the required dew point suppression, the Elektronikon® starts and stops the dryer and the fan, minimizing energy use and protecting the air system from corrosion.

Excellence in quality air

Untreated compressed air contains moisture, aerosols and dirt particles that can damage your air system and contaminate your end product. The resulting maintenance costs can far exceed air treatment costs. GA compressors provide the clean, dry air that improves your system's reliability, avoiding costly downtime and production delays, and safeguarding the quality of your products.

Clean, treated air also reduces the risk of corrosion and leaks in your compressed air system, leading to substantial cost savings. Furthermore, with leaks and energy waste minimized and the unsafe disposal of untreated condensate eliminated, you can protect the environment and conform to stringent international regulations.



INTEGRATED PURITY

Atlas Copco's GA compressors come with either an integrated dryer that efficiently removes moisture, aerosols and dirt particles to protect your investment. This quality air expands the life of equipment, increasing efficiency and ensuring quality in your final product.

MAIN BENEFITS OF THE NEW, INTEGRATED DRYER SOLUTIONS



- Thanks to the Saver Cycle, based on an extra ambient sensor, the dryer will shut down when a normal dew point is reached, meaning that 2/3 of the dryer's power can be recuperated (standard on GA VSD, optional for GA+).
- Available in several variants, allowing you to gain high-quality air in all ambient conditions.
- The heat exchanger with integrated water separator minimizes the energy required to reach a certain air quality.
- Pressure dew point at 3°C on GA+ and GA VSD (100% relative humidity at 20°C, 5°C on GA).
- The dryer's global warming potential has been reduced by 44%. This not only results from the refrigerant type R134a's environmentally-friendly characteristics, but also from the smaller volume that is needed (valid for both GA+ and GA VSD).
- Can be outfitted with optional DD and PD filters, allowing you to obtain the exact air quality you need for your specific application (DDx and PDx for GA 15-22; DD and PD for GA 11+30 and GA 15-30 VSD).

CONFIGURE YOUR GA FOR THE AIR QUALITY YOU NEED

	ISO QUALITY CLASS*	DIRT PARTICLE SIZE	WATER PRESSURE DEW POINT GA**	WATER PRESSURE DEW POINT GA***	OIL CONCENTRATION
PACK UNIT	3.-4	3 microns	-	-	3 ppm
FULL FEATURE UNIT	3.4.4	3 microns	+5°C, 41°F	+3°C, 37°F	3 ppm
FULL FEATURE UNIT WITH CLASS 2 INTEGRATED FILTER	2.4.2	1 micron	+5°C, 41°F	+3°C, 37°F	0.1 ppm
FULL FEATURE UNIT WITH CLASS 1 INTEGRATED FILTER	1.4.1	0.01 microns	+5°C, 41°F	+3°C, 37°F	0.01 ppm

*The table values are maximum limits according to the respective ISO quality class.
 ** Water pressure dew point based on 100% RH at 20°C/68°F

Peace of mind

With the GA range, Atlas Copco does not just offer the most reliable and efficient compressors. From filter kits to a complete piping installation, Atlas Copco can take responsibility for your entire compressed air system to provide you with best-

in-class air. Choose from a wide range of Atlas Copco after sales products and services that will have your GA performing at its best for years to come. Qualified Atlas Copco support is available in over 150 countries.



Our Aftermarket product portfolio is designed to add maximum value for our customers by ensuring the optimum availability and reliability of their compressed air equipment with the lowest possible operating costs.

GENUINE PARTS

Don't put the quality of your investment in danger by buying parts that are not manufactured according to Atlas Copco's standards of excellence. Only Atlas Copco genuine parts can deliver our well-known quality, durability and low energy.

AIRConnect™

Monitor the performance of your GA at any time from your desk, or let your local Atlas Copco center do it for you. With AIRConnect™, you can check your compressed air system online, allowing you to instantly receive warning indications and even take preventive action from a remote location in order to avoid downtime.

SERVICE PLAN

Choose a Total Responsibility, Preventative Maintenance or Inspection Plan to get the scheduled maintenance to keep your compressor operating trouble free. Rest assured that Atlas Copco can offer its 24/7 backup to keep your production running.

AIRNET

Expect the highest efficiency from your GA, and the piping built around it. AIRnet™ safely delivers high-quality compressed air from point of generation to point of use. Separate workplaces are effortlessly connected. Fixed to walls or ceilings, AIRnet's range of fittings lets you custom-build a compressed air system specific to your production needs.



Tailored to your needs

Some applications may need or may benefit from additional options and more refined control and air treatment systems. To meet these needs, Atlas Copco has developed options

and easily integrated compatible equipment providing the lowest cost compressed air.

Option	GA 15-22	GA 11*-30	GA 15-30 VSD
Integrated filter Class 1	X	X	X
Integrated filter Class 2	X	X	X
Dryer bypass	X	X	X
Integrated oil/water separator OSD	N/A	X	X
Electronic Water Drains (EWD) on coolers	X	Standard	Standard
Air receiver drain EWD	X	N/A	N/A
Oil retaining frame	N/A	X	X
Motor space heater	X	N/A	N/A
Motor space heater + thermistors	N/A	X	X
Phase sequence relay	X	Standard	Standard
Tropical thermostat	X	X	N/A
Freeze protection	X	X	N/A
Heavy duty air inlet filter	N/A	X	X
Fan Saver Cycle	N/A	X	Standard
Compressor inlet pre-filter	N/A	X	X
Rain protection	N/A	X	X
Main power isolater switch	X	X	X
Lifting device	N/A	X	X
Nema 4 & Nema 4X cubicle (under release for 60 Hz)	N/A	X	X
Relays for ES100 sequence selector	N/A	X	N/A
AIRConnect™	X	X	X
Central control license 4 (ES4i) or 6 (ES6i) machines (on graphic)	X	X	X
Elektronikon® graphic controller*	X	Standard	Standard
Food-grade oil	X	X	X
Roto-Xtend duty oil	X	X	X
Energy recovery	N/A	X	X
Modulating control	N/A	X	N/A
High ambient temperature versions (55°C for pack, 50°C for FF)	N/A	X	N/A
IT-net ancillaries	N/A	N/A	X
Compressor duct power fan (under release)	N/A	N/A	N/A
Dryer Saver Cycle	N/A	X	Standard

* Optional for GA 30

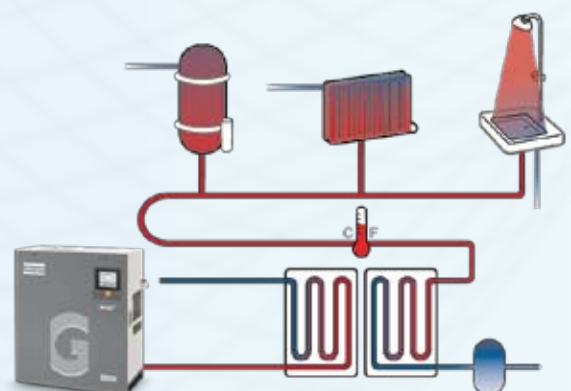
Recover and save energy

As much as 90% of the electrical energy used by a compressed air solution is converted into heat. Using Atlas Copco's integrated energy recovery systems, it is feasible to recover up to $\approx 75\%$ of that power input as hot air or hot water without any adverse

influence on the compressor's performance. Through efficient usage of the recovered energy, you bring about important energy cost savings and obtain a high return on investment.

APPLICATIONS

- Auxiliary or main heating of warehouses, workshops...
- Industrial process heating
- Water heating for laundries, industrial cleaning and sanitary facilities
- Canteens and large kitchens
- Food industry
- Chemical and pharmaceutical industries
- Drying processes



Technical specifications GA 15-22

COMPRESSOR TYPE	Max. working pressure				Capacity FAD*			Installed motor power		Noise level**	Weight (kg)		
	WorkPlace		WorkPlace Full Feature								Work-Place	Work-Place Full Feature	
	bar(e)	psig	bar(e)	psig	l/s	m ³ /h	cfm	kW	hp	dB(A)			
50 Hz VERSION													
GA 15	7.5	7.5	109	7.3	105	43	154.8	91.1	15	20	72	375	440
	8.5	8.5	116	8.3	120	39.4	141.8	83.5	15	20	72	375	440
	10	10	145	9.8	141	36.3	130.7	76.9	15	20	72	375	440
	13	13	189	12.8	185	30.1	108.4	63.8	15	20	72	375	440
GA 18	7.5	7.5	109	7.3	105	52.5	189	111.2	18.5	25	73	395	470
	8.5	8.5	116	8.3	120	50.2	180.7	106.4	18.5	25	73	395	470
	10	10	145	9.8	141	43.5	156.6	92.2	18.5	25	73	395	470
	13	13	189	12.8	185	37.2	133.9	78.8	18.5	25	73	395	470
GA 22	7.5	7.5	109	7.3	105	60.2	216.7	127.6	22	30	74	410	485
	8.5	8.5	116	8.3	120	58.3	209.9	123.5	22	30	74	410	485
	10	10	145	9.8	141	51.7	186.1	109.5	22	30	74	410	485
	13	13	189	12.8	185	45.0	162	95.3	22	30	74	410	485

COMPRESSOR TYPE	Max. working pressure				Capacity FAD*			Installed motor power		Noise level**	Weight (kg)		
	WorkPlace		WorkPlace Full Feature								Work-Place	Work-Place Full Feature	
	bar(e)	psig	bar(e)	psig	l/s	m ³ /h	cfm	kW	hp	dB(A)			
60 Hz VERSION													
GA 15	100	7.4	107	7.2	104	42.5	153.0	90.1	15	20	72	375	440
	125	9.1	132	8.9	128	39.6	142.6	83.9	15	20	72	375	440
	150	10.8	157	10.3	149	35.8	128.9	75.9	15	20	72	375	440
	175	12.5	181	12.3	178	29.3	105.5	62.1	15	20	72	375	440
GA 18	100	7.4	107	7.2	104	51.3	184.7	108.7	18.5	25	73	395	470
	125	9.1	132	8.9	128	47.7	171.7	101.1	18.5	25	73	395	470
	150	10.8	157	10.3	149	43.3	155.9	91.7	18.5	25	73	395	470
	175	12.5	181	12.3	178	37.8	136.1	80.1	18.5	25	73	395	470
GA 22	100	7.4	107	7.2	104	60.6	218.2	128.4	22	30	74	410	485
	125	9.1	132	8.9	128	56.0	201.6	118.7	22	30	74	410	485
	150	10.8	157	10.3	149	50.7	182.5	107.4	22	30	74	410	485
	175	12.5	181	12.3	178	46.5	167.4	98.5	22	30	74	410	485

* Unit performance measured according to ISO 1217, Ed. 3, Annex C-1996.

** Mean noise level measured according to ISO 2151/Pneuro/Cagi PN8NTC2 test code; tolerance 2 dB(A).

Reference conditions:

- Absolute inlet pressure 1 bar (14.5 psi)
- Intake air temperature 20°C, 68°F

Pressure dew point of integrated refrigerant dryer of GA 15 - GA 18 - GA 22 at reference conditions 5°C, 41°F

FAD is measured at the following working pressures:

- 7.5 bar versions at 7 bar
- 8,5 bar versions at 8 bar
- 10 bar versions at 9.5 bar
- 13 bar versions at 12.5 bar

Air receiver size of GA 15-22 tank-mounted variants: 500L. Added weight: 125 kg.



Technical specifications GA 11⁺-30 (50 Hz version)

COMPRESSOR TYPE	Max. working pressure				Capacity FAD*			Installed motor power		Noise level**	Weight (kg)		Length (mm)	Width (mm)	Height (mm)	
	WorkPlace		WorkPlace Full Feature								Work-Place	Work-Place Full Feature				
	bar(e)	psig	bar(e)	psig	l/s	m ³ /h	cfm	kW	hp	dB(A)						
50 Hz VERSION																
GA 11 ⁺	7.5	7.5	109	7.3	105	35.8	128.9	75.9	11	15	63	410	455	1255	692	1475
	8.5	8.5	116	8.3	120	33.8	121.7	71.7	11	15	63	410	455	1255	692	1475
	10	10	145	9.8	141	30.3	109.1	64.2	11	15	63	410	455	1255	692	1475
	13	13	189	12.8	185	25.2	90.7	53.4	11	15	63	410	455	1255	692	1475
GA 15 ⁺	7.5	7.5	109	7.3	105	46.9	168.8	99.4	15	20	64	420	470	1255	692	1475
	8.5	8.5	116	8.3	120	43.8	157.7	92.9	15	20	64	420	470	1255	692	1475
	10	10	145	9.8	141	39.8	143.3	84.4	15	20	64	420	470	1255	692	1475
	13	13	189	12.8	185	32.8	118.1	69.5	15	20	64	420	470	1255	692	1475
GA 18 ⁺	7.5	7.5	109	7.3	105	58.1	209.2	123.2	18.5	25	65	440	500	1255	692	1475
	8.5	8.5	116	8.3	120	54.3	195.5	115.1	18.5	25	65	440	500	1255	692	1475
	10	10	145	9.8	141	48.7	175.3	103.2	18.5	25	65	440	500	1255	692	1475
	13	13	189	12.8	185	41.1	148.0	87.1	18.5	25	65	440	500	1255	692	1475
GA 22 ⁺	7.5	7.5	109	7.3	105	68.2	245.5	144.6	22	30	66	455	515	1255	692	1475
	8.5	8.5	116	8.3	120	64.5	232.2	136.7	22	30	66	455	515	1255	692	1475
	10	10	145	9.8	141	58.1	209.2	123.2	22	30	66	455	515	1255	692	1475
	13	13	189	12.8	185	50.7	182.5	107.5	22	30	66	455	515	1255	692	1475
GA 26 ⁺	7.5	7.5	109	7.3	105	79.8	287.3	169.2	26	35	67	525	595	1255	865	1475
	8.5	8.5	116	8.3	120	76.2	274.3	161.5	26	35	67	525	595	1255	865	1475
	10	10	145	9.8	141	69.3	249.5	146.9	26	35	67	525	595	1255	865	1475
	13	13	189	12.8	185	60.1	216.4	127.4	26	35	67	525	595	1255	865	1475
GA 30	7.5	7.5	109	7.3	105	90.0	324.0	190.8	30	40	68	540	610	1255	865	1475
	8.5	8.5	116	8.3	120	86.4	311.0	183.2	30	40	68	540	610	1255	865	1475
	10	10	145	9.8	141	79.8	287.3	169.2	30	40	68	540	610	1255	865	1475
	13	13	189	12.8	185	68.7	247.3	145.6	30	40	68	540	610	1255	865	1475

* Unit performance measured according to ISO 1217, Ed. 3, Annex C-1996.

** Mean noise level measured according to ISO 2151/Pneuro/Cagi PN8NTC2 test code; tolerance 2 dB(A).

Reference conditions:

- Absolute inlet pressure 1 bar (14.5 psi)
- Intake air temperature 20°C, 68°F

Pressure dew point of integrated refrigerant dryer of GA 11⁺ - GA 15⁺ - GA 18⁺ - GA 22⁺ - GA 26⁺ - GA 30 at reference conditions 2°C to 3°C, 36°F to 37°F

FAD is measured at the following working pressures:

- 7.5 bar versions at 7 bar
- 8.5 bar versions at 8 bar
- 10 bar versions at 9.5 bar
- 13 bar versions at 12.5 bar



GA 11⁺ - GA 15⁺ - GA 18⁺ - GA 22⁺

H: 1475 mm, 58"
L: 1255 mm, 49"
W: 692 mm, 27"

Technical specifications GA 11⁺-30 (60 Hz version)

COMPRESSOR TYPE	Max. working pressure				Capacity FAD*			Installed motor power		Noise level**	Weight (kg)		Length (mm)	Width (mm)	Height (mm)	
	WorkPlace		WorkPlace Full Feature								Work-Place	Work-Place Full Feature				
	bar(e)	psig	bar(e)	psig	l/s	m ³ /h	cfm	kW	hp	dB(A)						
60 Hz VERSION																
GA 11 ⁺	100	7.4	107	7.2	104	37.0	133.2	78.4	11	15	63	410	455	1255	692	1475
	125	9.1	132	8.9	128	32.0	115.2	67.8	11	15	63	410	455	1255	692	1475
	150	10.8	157	10.3	149	29.3	105.5	62.1	11	15	63	410	455	1255	692	1475
	175	12.5	181	12.3	178	25.3	91.1	53.6	11	15	63	410	455	1255	692	1475
GA 15 ⁺	100	7.4	107	7.2	104	48.3	173.9	102.4	15	20	64	420	470	1255	692	1475
	125	9.1	132	8.9	128	42.9	154.4	90.9	15	20	64	420	470	1255	692	1475
	150	10.8	157	10.3	149	39.4	141.8	83.5	15	20	64	420	470	1255	692	1475
	175	12.5	181	12.3	178	33.9	122.0	71.9	15	20	64	420	470	1255	692	1475
GA 18 ⁺	100	7.4	107	7.2	104	59.6	214.6	126.4	18.5	25	66	440	500	1255	692	1475
	125	9.1	132	8.9	128	53.3	191.9	113.0	18.5	25	66	440	500	1255	692	1475
	150	10.8	157	10.3	149	47.8	172.1	101.3	18.5	25	66	440	500	1255	692	1475
	175	12.5	181	12.3	178	42.5	153.0	90.1	18.5	25	66	440	500	1255	692	1475
GA 22 ⁺	100	7.4	107	7.2	104	70.3	253.1	149.0	22	30	67	455	515	1255	692	1475
	125	9.1	132	8.9	128	62.9	226.4	133.3	22	30	67	455	515	1255	692	1475
	150	10.8	157	10.3	149	56.9	204.8	120.6	22	30	67	455	515	1255	692	1475
	175	12.5	181	12.3	178	52.3	188.3	110.9	22	30	67	455	515	1255	692	1475
GA 26 ⁺	100	12.5	107	7.2	104	81.2	292.3	172.1	26	35	67	525	595	1255	865	1475
	125	12.5	132	8.9	128	74.1	266.8	157.1	26	35	67	525	595	1255	865	1475
	150	12.5	157	10.3	149	67.4	242.6	142.9	26	35	67	525	595	1255	865	1475
	175	12.5	181	12.3	178	60.7	218.5	128.7	26	35	67	525	595	1255	865	1475
GA 30	100	12.5	107	7.2	104	90.1	324.4	191.0	30	40	68	540	610	1255	865	1475
	125	12.5	132	8.9	128	84.1	302.8	178.3	30	40	68	540	610	1255	865	1475
	150	12.5	157	10.3	149	77.1	277.6	163.5	30	40	68	540	610	1255	865	1475
	175	12.5	181	12.3	178	70.1	252.4	148.6	30	40	68	540	610	1255	865	1475

* Unit performance measured according to ISO 1217, Ed. 3, Annex C-1996.

** Mean noise level measured according to ISO 2151/Pneuro/Cagi PN8NTC2 test code; tolerance 2 dB(A).

Reference conditions:

- Absolute inlet pressure 1 bar (14.5 psi)
- Intake air temperature 20°C, 68°F

Pressure dew point of integrated refrigerant dryer of GA 11⁺ - GA 15⁺ - GA 18⁺ - GA 22⁺ - GA 26⁺ - GA 30 at reference conditions 2°C to 3°C, 35°F to 37°F

FAD is measured at the following working pressures:

- 7.5 bar versions at 7 bar
- 8.5 bar versions at 8 bar
- 10 bar versions at 9.5 bar
- 13 bar versions at 12.5 bar

GA 26⁺ - GA 30

H: 1475 mm, 58"
L: 1255 mm, 49"
W: 865 mm, 34"



Technical specifications GA 15-30 VSD

COMPRESSOR TYPE	Max. working pressure		Capacity FAD Min.-Max.						Installed motor power		Noise level 50/60 Hz dB(A)	Weight (kg)		Length (mm)	Width (mm)	Height (mm)
	WorkPlace		l/s		m³/h		cfm		kW	hp		Work-Place	WorkPlace Full Feature			
	bar(e)	psig	Min.	Max.	Min.	Max.	Min.	Max.								
GA 15 VSD	4	58	16.0	48.7	57.6	175.3	33.9	103.2	15	20	66	480	530	1255	865	1475
	7	102	15.9	48.5	57.2	174.6	33.7	102.8	15	20	66	480	530	1255	865	1475
	10	145	18.0	41.6	64.8	149.8	38.2	88.2	15	20	66	480	530	1255	865	1475
	13	188	20.4	32.8	73.4	118.1	43.2	69.5	15	20	65	480	530	1255	865	1475
GA 18 VSD	4	58	16.0	60.1	57.6	216.4	33.9	127.4	18	25	67	490	550	1255	865	1475
	7	102	15.9	60.0	57.2	216.0	33.7	127.2	18	25	67	490	550	1255	865	1475
	10	145	18.0	52.0	64.8	187.2	38.2	110.2	18	25	67	490	550	1255	865	1475
	13	188	20.4	42.0	73.4	151.2	43.2	89.0	18	25	66	490	550	1255	865	1475
GA 22 VSD	4	58	16.0	70.5	57.6	253.8	33.9	149.5	22	30	68	500	560	1255	865	1475
	7	102	15.9	70.3	57.2	253.1	33.7	149.5	22	30	68	500	560	1255	865	1475
	10	145	18.0	61.4	64.8	221.0	38.2	130.2	22	30	68	500	560	1255	865	1475
	13	188	20.4	50.2	73.4	180.7	43.2	106.4	22	30	67	500	560	1255	865	1475
GA 26 VSD	4	58	16.0	81.5	57.6	293.4	33.9	172.8	26	35	70	520	590	1255	865	1475
	7	102	15.9	81.2	57.2	292.3	33.7	172.1	26	35	70	520	590	1255	865	1475
	10	145	18.0	72.4	64.8	260.6	38.2	153.5	26	35	70	520	590	1255	865	1475
	13	188	20.4	59.7	73.4	214.9	43.2	126.6	26	35	69	520	590	1255	865	1475
GA 30 VSD	4	58	16.0	93.3	57.6	335.9	33.9	197.8	30	35	70	530	600	1255	865	1475
	7	102	15.9	93.0	57.2	334.8	33.7	197.2	30	35	70	530	600	1255	865	1475
	10	145	18.0	82.7	64.8	297.7	38.2	175.3	30	35	70	530	600	1255	865	1475
	13	188	20.4	70.8	73.4	254.9	43.2	150.1	30	35	69	530	600	1255	865	1475

* Unit performance measured according to ISO 1217, Ed.3, Annex C-1996.

Reference conditions:

- Absolute inlet pressure 1 bar (14.5 psi)
- Intake air temperature 20°C, 68°F

** Mean noise level measured according to ISO 2151/Pneuro/Cagi PN8NTC2 test code; tolerance 2 dB(A).

Pressure dew point of integrated refrigerant dryer at reference conditions: 2°C to 3°C, 35°F to 37°F.

Maximum working pressure for VSD machines: 13 bar(e) (188 psig)

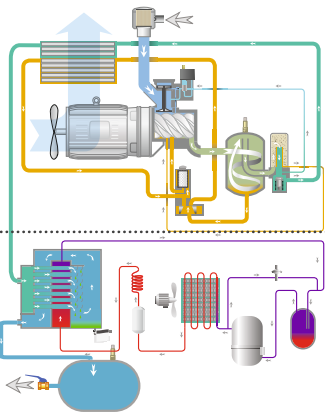
GA 15 VSD - GA 18 VSD -
GA 22 VSD - GA 30 VSD

H: 1475 mm, 58"
L: 1255 mm, 49"
W: 865 mm, 34"




GA 15-22

Standard

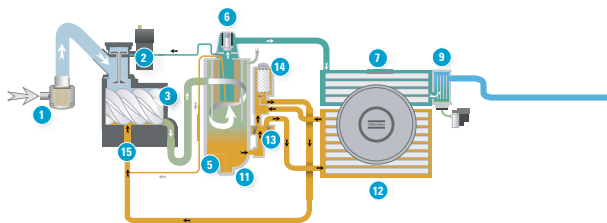


Full Feature version (FF)

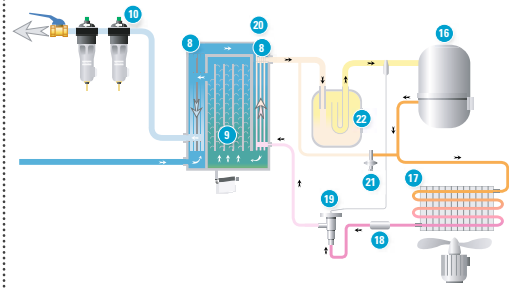


GA 11+30

Standard

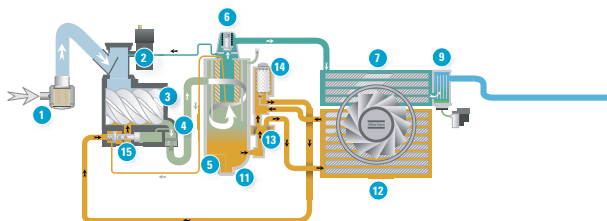


Full Feature version (FF)

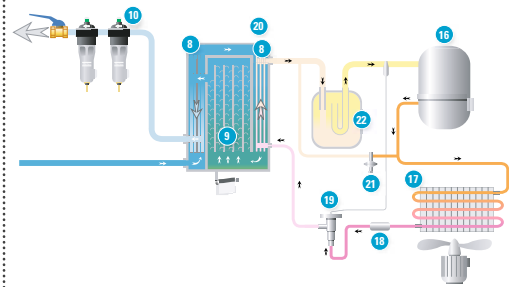


GA 15-30 VSD

Standard



Full Feature version (FF)



AIR FLOW

1. Air intake filter
2. Air intake valve
3. Compression element
4. Non return valve
5. Air/oil separator vessel
6. Minimum pressure valve
7. After-cooler
8. Air-air heat exchanger
9. Water separator with drain
10. DD/PD filters (optional)

OIL FLOW

11. Oil
12. Oil cooler
13. Thermostatic bypass valve
14. Oil filter
15. Oil stop valve

REFRIGERANT FLOW

16. Refrigerant compressor
17. Condenser
18. Liquid refrigerant dryer/filter
19. Thermostatic expansion valve
20. Evaporator
21. Hot gas bypass valve
22. Accumulator



In order to be First in Mind—First in Choice® for all your compressed air needs, Atlas Copco delivers the products and services that help increase your business' efficiency and profitability.

Atlas Copco's pursuit of innovation never ceases, driven by your need for reliability and efficiency. Always working with you, we are committed to providing you the customized quality air solution that is the driving force behind your business.



Never use compressed air as breathing air without prior purification in accordance with local legislation and standards.